



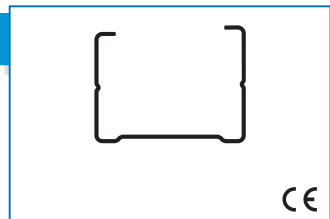
Perfis Profile / Profil

Ref.
Réf. / Ref.

Comprimento (mm)
Lengt / Longueur

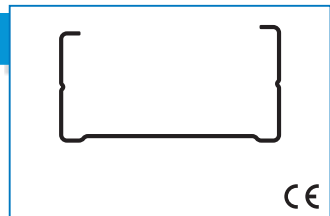
Atado
Bundle / Attaché

Paleta
Palette / Palette




MONTANTE 48 Stud / Montant

Ref.	Comprimento (mm)	Atado	Paleta
80.001	2500		
80.017	2600		
80.018	2700		
80.002	2800		
80.019	2900	10 un	300 un
80.003	3000		
80.023	3500		
80.058	4000		
80.048	4500		



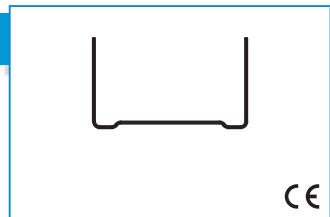
MONTANTE 70 Stud / Montant

Ref.	Comprimento (mm)	Atado	Paleta
80.005	2500		
80.006	2800		
80.007	3000	8 un	224 un
80.030	3500		



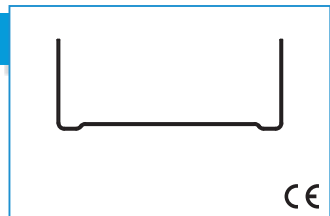
MONTANTE 90 Stud / Montant

Ref.	Comprimento (mm)	Atado	Paleta
80.009	2500		
80.010	2800	8 un	168 un
80.011	3000		




CANAL 48 Channel / Rail

Ref.	Comprimento (mm)	Atado	Paleta
80.004	3000	10 un	280 un



CANAL 70 Channel / Rail

Ref.	Comprimento (mm)	Atado	Paleta
80.008	3000	8 un	288 un



CANAL 90 Channel / Rail

Ref.	Comprimento (mm)	Atado	Paleta
80.012	3000	8 un	192 un

Os perfis apenas com marcação CE são da referência 80.**
The profiles with only CE marked reference 80. **
Les profils marqués CE sont de référence 80. **

Os perfis com marcação NF são da referência 81.**
The profiles NF marked reference 81. **
Les profils marqués NF sont de référence 81. **

As quantidades por paleta para os perfis NF são diferentes
The quantities per pallet for the NF profiles are different
Les quantités par palette pour les profils NF sont différents

Disponíveis outros comprimentos de perfil mediante pedido.
Other lengths available on request profile.
Autres longueurs disponibles de profil sur demande.