




## Perfis Profile / Profil

Ref.  
Réf. / Ref.

Comprimento (mm)  
Lengt / Longueur

Atado  
Bundle / Attaché




### ALHETA LACADA *Corner coated / Cornière acier laqué*

	51.043	placa 13 mm - 3000	20 un
	51.044	placa 15 mm - 3000	20 un
<b>QUINADA</b>	51.114	placa 15 mm - 3000	20 un




### CANTONEIRA PERFURADA *Angle bead / Cornière renfort d'angle*

<b>GALVANIZADA</b>	51.045	25x25 - 3000	30 perfis
	51.046	Lisa 25x25 - 3000	50 perfis
<b>ALUMÍNIO</b>	51.123	Corrugada 25x25 - 3000	50 perfis
	51.066	Alheta 25x13 - 3000	50 perfis




### ALHETA GALVANIZADA *Featured bead / Cornière*

<b>EM Z</b>	51.086	placa 13 mm - 3000	50 un
<b>EM DUPLO L</b>	51.111	placa 13 mm - 3000	20 un



### REBORDO GALVANIZADO EM J *Edging bead / Baguette d'arête*

	51.087	placa 13 mm - 3000	50 un
--	--------	--------------------	-------



### PERFIL SUSPENSÃO DENTADO *Profile for suspension / Profil de suspension*

	51.060	45/47 - 3000	10 un
--	--------	--------------	-------